

SYN-S-R-4

Pairing to SYN-RC

Power on the SYN-RC receiver to be paired, then turn on the SYN-S-R-4 remote (Indicator on remote should be on).

Click the Match Key on the SYN-RC receiver (do not hold down), Then press a Zone button on the remote three times.

The LED products connected to the SYN-RC LED receiver will flash quickly indicating that the SYN-RC LED receiver is now paired with the remote.



Deleting a Pairing

Hold down the Match Key on the SYN-RC receiver for 10 seconds. Connected LED lights will revert back to a default bright white.

Operating Distance

30m in clear air.



: Short press turn on/off all zone light.



: Touch to change current zone brightness.



: Short press select and turn on zone light, long press 2s turn off zone light.
Short press multiple zone key fastly, will select multiple zone synchronously.



: 25%, 50%, 75%, 100% brightness for current selected zone.













: Short press recall the scene, long press 2s save current state into S1/2/3/4.
the LED indicator display green when save OK.
4 zone recall or save synchronously.

Disclaimer: While every care has been taken with the details of these products, Specialised LED Products Ltd accepts no responsibility for any inaccuracies. Specialised LED Products Ltd reserves the right to change the specifications without notice to continually ensure you receive a superior product.

innovative lighting solutions

www.sled.co.nz · sales@sled.co.nz · 09 420 3160



	On/Off
	RGB Colour Wheel Dual Whites Wheel
	Brightness Short Press: Step up or Step Down Long Press: Gradually Increase / Decrease
	Enable Dual Whites Control
	Enable RGB Control
	Play Functions Quick Press: Cycle through functions
	Speed control for play functions Quick press: Step Up Long Press: Gradually Increase
	Zones Press to select a lighting zone.
	Individual White Control Short press: Turn on/off Long Press: Gradually add or remove colour
	Scenes Short Press to select Long press to save a scene (LED indicator on remote will turn green when saved)

Disclaimer: While every care has been taken with the details of these products, Specialised LED Products Ltd accepts no responsibility for any inaccuracies. Specialised LED Products Ltd reserves the right to change the specifications without notice to continually ensure you receive a superior product.

innovative lighting solutions

www.sled.co.nz · sales@sled.co.nz · 09 420 3160

