

# SYN-D-WM-W

## Synergy Series - Dual White Remote



### Pairing to SYN-RC

Power on the SYN-RC receiver to be paired, then turn on the SYN-D-WM-W remote (Indicator on remote should be on).

Click the Match Key on the SYN-RC receiver (do not hold down), Then press the on/off button on the remote three times.

The LED products connected to the SYN-RC LED receiver will flash quickly indicating that the SYN-RC LED receiver is now paired with the remote.







### Deleting a Pairing

Hold down the Match Key on the SYN-RC receiver for 10 seconds.

Connected LED lights will revert back to a default bright white.

### Operating Distance

30m in clear air.

-  — Turn on/off light.
-  — Brightness +, 10 levels.
-  — Brightness -, 10 levels.
-  — 3 color cycle (warm white, natural white, cold white).
-  — Touch to change color temperature.
-  — Short press recall scene, long press 5s to save the current state into scene 1/2/3/4.

Disclaimer: While every care has been taken with the details of these products, Specialised LED Products Ltd accepts no responsibility for any inaccuracies. Specialised LED Products Ltd reserves the right to change the specifications without notice to continually ensure you receive a superior product.

innovative lighting solutions

[www.sled.co.nz](http://www.sled.co.nz) · [sales@sled.co.nz](mailto:sales@sled.co.nz) · 09 420 3160

